

INSTITUCIÓN EDUCATIVA MIGUEL DE CERVANTES SAAVEDRA.

Jornada Nocturna

Docente: Juan José Barragán Cruz

Area : Inglés

Ciclo 3

Fecha : 8 de febrero 2021

GUIA No. 1

Estudiante: _____

Docente: Juan José Barragán Cruz

Buena Noche Estudiantes de Ciclo 3 de la Institución Educativa Miguel de Cervantes Saavedra.
Favor resolver la guía y enviarla de regreso a SINAPSIS antes del 22 de febrero. Gracias



Unit » 1

Hello!

» Objectives

- » I can ask and answer questions about basic personal information.
- » I can introduce myself and another person.
- » I can understand information about objects in the classroom.

In Context » My First Day at School

1

1. **Listen »** This is the first day at school in Cali. Listen to the students.



2. **Write »** Complete the diagram. Then, practise with a friend.

10

Study Tip

You can use visual diagrams to organize and remember vocabulary.





module 1 // Unit 1

2 3. **Listen** » Saray meets a new friend at school. Listen and read.

I'm Saray. What's your name?
 How old are you?
 Nice to meet you.

My name's Leonardo.
 I'm 12 years old.
 Nice to meet you, too.

3 4. **Listen** » Meet other students from Colombia. Listen to the students spell their names.

Hi! My name's Juliana Payares. That's J-U-L-I-A-N-A. And my last name's P-A-Y-A-R-E-S.

Hello! My name's Estefan. That's E-S-T-E-F-A-N. My last name's Restrepo. That's R-E-S-T-R-E-P-O.

Good afternoon! My name's Hakani and my last name's Huánil. That's H-A-K-A-N-I ... and my last name ... H-U-A-I-N-I-R-I.

Study Tip
 You can say the alphabet at your own pace. Take your time!

21st Century Skills
 • Communicating
 It's important to know our country.
 Can you guess the department each child is from in this activity?

5. **Speak** » Practise with a partner.

Hi! I am Linda. What's your name?
 How do you spell that?
 Are you 12 years old?

Hey! I'm Nicolás Marcno.
 That's N-I-C-...
 No, I'm not. I'm 11.



MODULE // 1 Unit // 1 Lesson // 1

4 6. Listen » Listen and repeat. Then, match.

NINE	FIVE	FOUR	ONE
ZERO	0 1 2 3		THREE
	4 5 6 7		EIGHT
SEVEN	TEN	TWO	SIX

5 7. Listen » Listen and complete the ID numbers.



6 8. Listen »

This is the ID card of a middle-school student in San Diego, USA. Listen and complete. Then, check with a partner.

IDENTIFICATION CARD

School: _____
 Name: _____
 Age: _____
 ID number: _____
 Signature _____

9. Write »

Now, draw your ID card and complete the information.

Is she Katherine?

Yes, she is.
Is she 14 years old?

No, she isn't. She's 13.
Is her ID number ...?

Yes, it is/
No, it isn't. It's ...





module 1 // Unit 1

Expanding Knowledge » My Favourite Place

7

1. Listen »

Joshua's a new student in a middle school in Melbourne, Australia.
Listen and repeat.



2. Write »

Complete with *a*, *an* or *some*.

1. <u>a</u> board		2. <u>an</u> orange pen		3. <u>some</u> pencils	
4. <u>an</u> English book		5. <u>a</u> dictionary		6. <u>some</u> chairs	
7. <u>some</u> students		8. <u>a</u> desk		9. <u>a</u> teacher	

Study Tip
You can focus on colours to understand grammar.

MODULE // 1 Unit // 1 Lesson // 2

3. **Speak** » In pairs, name ten of the objects in the picture.



Yes, **it is**. One point!

Is it a pencil?

Is it an English book?

No, it **isn't**! That's incorrect.

I'm sorry!
Are they pens?

Yes, they **are**. Two points!



Study Tip
You can always use a dictionary to learn new vocabulary.

8 4. **Listen** » Listen to Joshua's teacher. Number the missing instructions.

Word Bank

1. Raise your hand.	6. Open your books.
2. Read.	7. Write in your notebooks.
3. Be quiet!	8. Work in pairs.
4. Listen.	9. Look at the board.
5. Work in groups.	

module 1 // Unit 1

5. Read » Read and tick (✓) the items mentioned in the text.

Hi! My name's Yang Daya. I'm a student in 6th grade at a public school in Shanghai. Look! This is a picture of my classroom. I see some chairs. That's my teacher. This is my desk. On the desk, there's a pencil, my bag, an English book and a dictionary.

a clock

some chairs

some desks

a teacher

a bag

some students

some pens

a pencil

some paper

a dictionary

an English book

6. Write »

Write about your classroom.

Look! This is a picture of my classroom. I see some _____. That's my _____. This is my _____. On the _____ there's a _____, a _____, a _____ and a _____.

Study Tip

You can use models to write texts in English.

21st Century Skills

• Communicating

It's important to communicate with your classmates and your teacher. Do you say hello and goodbye to them?

9

7. Listen » Listen and match.

Byc

Sec

Good

Take

care!

byc!

you!

byc!

15





Preparing Your Task » Making a Directory

1. Speak »

Look at the ID cards of students from around the world. Ask and answer questions.

Mecoa school 8th Grade
 Identification Number: 120579
 Name: Eulogio Talamajoy
 Age: 11 Phone number: 751 2459032

Hampton School
 Identification Number: 3278543
 Name: Lambert Roethbar
 Age: 12
 Phone number: 752 4663 987

GUANGZHOU SCHOOL
 Identification Number: 87326734
 Name: Diangxen Shulin
 Age: 13
 Phone number: 2349873211

Is Diangxen 13 years old?
 Yes, she is.
 Is Eulogio's ID number 130579?
 No, it isn't. It's 120579.
 Are Lambert and Eulogio in 8th grade?
 No, they aren't.
 Eulogio is in ... and Lambert is in ...
 Is Diangxen's ID number ...?

2. Write »

Let's play. Imagine you're a famous person. Write your personal information. Work with four classmates to complete the directory.

Useful Expressions

Hey! What's your name?
 I'm David Ospina.
 That's D-A ...

How old are you?
 I'm 28 years old.

OK. And what's your ID number?
 It's 819 ...

Full name: David Ospina Ramirez
 Age: 28 years old
 Mobile phone: 331 5136045
 ID: 81987654

SCHOOL STUDENT DIRECTORY				
Student ID	Age	First name	Middle name	Last name

module 1 // Unit 1

3. Write »

Do you know your classmates well? Look at four of your classmates around you. Try to complete their ID numbers using your memory.



4. Speak »

After you have filled out all the information you know, ask questions to complete the rest.

Are you Maritza? Yes, I am.

Is your last name Moreno? No, it isn't.

Are you ... years old?

Study Tip

Recycle questions from previous lessons to complete this exercise.

5. Speak »

Introduce two of your classmates to the class.



Good morning, class! This is Maritza. Her middle name's Andrea and her last name's Ortiz. She's 12 years old and her student ID number is 443727.

Now ... this is Juan. His middle name's ...

Final task activity!

6. **Read** »

A classroom directory is a list of the members of your class with some basic personal information. Tick (✓) the information you think is important in a directory and cross out (✗) the information that is not.

<input type="checkbox"/> Email	<input type="checkbox"/> Emergency contact number
<input type="checkbox"/> Mobile/home phone number	<input type="checkbox"/> Age
<input type="checkbox"/> Social networks user name/password	<input type="checkbox"/> Address
<input type="checkbox"/> Name	<input type="checkbox"/> Family information

21st Century Skills
- Critical Thinking

Are you careful about using personal information on social networks?

Is That Information Private or Not?

7. **Teamwork** »

Complete the classroom directory. Ask questions to four different classmates.

Name	Mobile / Home phone	Emergency contact number	Address	Email



Final task activity!

8. **Speak** »

Let's play a memory game! Check your memory for names and numbers.

What's up? This is Lina and she's 11. I'm John and I'm 12.

Hi! This is Lina. She's 11. This is John and he's 12. I'm Mateo and I'm 13.

Good morning! This is Lina and she's ...

Wow! I have a great memory for names!

Hello! I'm Lina and I'm 11.



module 1 // Check Your Progress

Check Your Progress

10 1. Listen »

Listen to a student registering at the school library. Complete the information. Check with a partner.


Is she Shassad?

No, she isn't. She's Hassad. That's H-A-...

Is she ... years old?

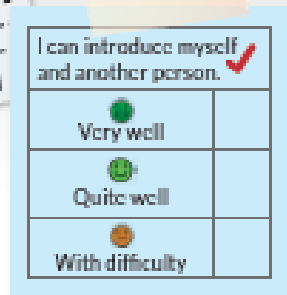

Yes, she is. Is her ID number ...?

Yes, it is.



2. Speak »

Introduce these students to a partner.

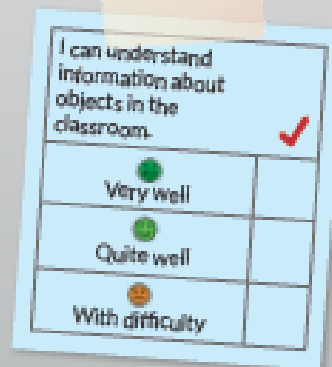


3. Read »

Read about a classroom. Tick (✓) true (T) or false (F).

Hello! My name's Jenny Andrea Páez and I'm a student in a school in Yopal. My classroom's very big. We have a big board, six desks and 22 chairs. My classroom's great!

	T	F
1. The classroom's small.	<input type="checkbox"/>	<input type="checkbox"/>
2. Jenny's classroom has a board.	<input type="checkbox"/>	<input type="checkbox"/>
3. The classroom has 20 chairs.	<input type="checkbox"/>	<input type="checkbox"/>
4. Jenny likes her classroom.	<input type="checkbox"/>	<input type="checkbox"/>



Unit » 1

Hello!



Lesson 1 » My First Day at School!

1. Complete the conversations. Use the clues in the box and put them in the right place.

Carlos: Good morning, <i>what's your full name?</i>	Cristal: Hello! My name is Cristal.
Mariana: My name is Mariana Echenique.	^a _____?
Carlos: Excuse me, ¹ _____?	Francisco: My name is Francisco.
Mariana: It's E-C-H-E-N-I-Q-U-E	⁴ _____, Cristal?
Carlos: Ok, ² _____?	Cristal: I'm 12 years old.
Mariana: No, I'm not. I'm 13.	Francisco: ⁵ _____, Cristal.
	Cristal: Nice to meet you too, Francisco.

- How old are you?
- What's your name?
- Nice to meet you
- Are you 12?
- Can you spell your last name?

2. Now, answer the questions about you. Draw a picture of yourself in the box or paste a photograph.

1. What's your full name? _____
2. How old are you? _____
3. Are you in sixth grade? _____
4. What's your school's name? It's _____










3. Do the following math exercises. Write the answers with letters, not numbers! Then, get the secret code and find the mystery sentence.

Six + three = <u>nine</u> L	c. Two + one = _____ O	f. Six + two = _____ H	i. Four - four = _____ E
a. Eight - six = _____ S	d. Five + five = _____ W	g. Four + three = _____ !	j. Three + two = _____ space
b. Four - three = _____ C	e. Six - two = _____ T	h. Nine - three = _____ M	

10	0	9	1	3	6	0	5	4	3	5	2	1	8	3	3	9	7		

Lesson 2 » My Favourite Place!

1. Look at the images. Complete the questions with **a**, **an** or **some** and give an answer for them. If the answer is negative, give the correct information.

 Is it a book? No, it isn't. It's a pencil.	 1. Is it _____ board? _____ _____ _____	 2. Are they _____ pens? _____ _____ _____	 3. Is this _____ English book? _____ _____ _____	 4. Is it _____ dictionary? _____ _____ _____	 5. Are they _____ tables? _____ _____ _____	 6. Is it _____ bag? _____ _____ _____
---	---	---	--	--	--	---

2. Read the following conversation of a teacher with his class and complete the missing information with the phrases from the box.

Word Bank
 Look work in pairs
 raise your hands Write
 Open your books Answer
 Be quiet Read see you
 do Good morning



Teacher: Good morning, students! ¹ _____ on page 11. ² _____ the story and ³ _____ the questions. ⁴ _____ the answers in your notebooks.

Carla: OK Miss Blanco. We finished.

Teacher: Well, now ⁵ _____ at the board and tell me what you see.

Students: Me, me, please teacher, me!!

Teacher: ⁶ _____ because I can't hear you! ⁷ _____ and we take turns. Carolina, tell me.

Carolina: It is an insect!

Teacher: Very good Carolina. Now, ⁸ _____ not in groups. Read about the life of this interesting insect.

Teacher: OK class, this is all for today. Remember to ⁹ _____ your homework and ¹⁰ _____ tomorrow.

Lesson 3 » Making a Directory

1. Write the question you need to ask for the following information. Use **what's your...?** or **how old...?**

Information needed	Question
Name	What's your name?
1. Last name	
2. Age	
3. ID number	
4. Mobile number	
5. Home number	

2. Read the following conversation of a teacher with his class and complete the missing information with the phrases from the box.

Name: Manuel Camargo	ID number: 1009675283
Age: 13	Mobile number: 301 223 7621
Grade: sixth grade	



Hello! This is Manuel Camargo. He ¹ _____ .
 _____ (name) _____ (age)
 He ² _____ . His ³ _____ .
 _____ (school's grade) _____ (ID number)
 His ⁴ _____ .
 _____ (mobile number)

2. Now, write a paragraph about someone in your family. First complete the information.

Name: _____
Last name: _____
Age: _____
ID number: _____
Home number: _____

Check Your Progress

Choose the correct option.

1. ____ is your name? a. Are b. Am c. Is d. What	6. He ____ 13. a. are b. am c. is d. an
2. ____ this your desk? a. Are b. Am c. Is d. What	7. ____ they bags? a. Are b. Am c. Is d. What
3. ____ you in sixth grade? a. Are b. Am c. Is d. What	8. You are ____ excellent student. a. is b. a c. an d. some
4. ____ old are you? a. Are b. How c. Is d. What	9. The classroom has ____ chairs. a. some b. a c. an d. are
5. I ____ 12 years old. a. are b. am c. is d. how	10. Carlos has ____ pencil for you. a. some b. a c. an d. are

		Very well	Quite well	With difficulty
Vocabulary	I can identify vocabulary related to classroom objects and numbers. I can identify vocabulary related to basic personal information.			
Grammar	I can ask and answer information questions about basic personal information. I can use adequate articles for nouns.			
Reading	I can understand written conversations about greetings, instructions and classroom language.			
Writing	I can write simple paragraphs to introduce someone and give basic personal information.			
Speaking	I can introduce someone and give basic personal information.			
Listening	I can understand basic personal information in listening texts.			