

1. **EXPLANATION**
Read carefully The explanation about the topic

EXPLANATION
SHOULD is an auxiliary verb - a modal auxiliary verb. we use **should** mainly to:

- give advice or make recommendations
- talk about obligation
- talk about probability and expectation
- express the conditional mood
- replace a subjunctive structure

STRUCTURE OF SHOULD

The basic structure for **should** is:

subject	+	auxiliary verb should	+	main verb
---------	---	---------------------------------	---	-----------

NOTE THAT:

- The auxiliary verb **should** is invariable. There is only one form: **should**
- The **main verb** is usually in the base form (He **should go**)

look at the basic structure again, with positive, negative and question sentences:

	subject	auxiliary should	NOT	main verb base
+	He	should		work
-	you	should	not	go
?	should	we		help?

NOTE That The main verb is sometimes in the form:

- have + past participle (He should have gone)
- be + ing (He should be going)

The main verb can never be the TO-infinitive
we cannot say: ~~He should TO go~~

There is no short form for should, but we can shorten the negative should not to shouldn't

use of should

should for advice, opinions

marfi

we often use **should** when offering advice or opinions (similar to ought to):

- you should see the new James Bond movie. It's great!

deberías ver la nueva película de James Bond. Es genial!

- you should try to lose weight

deberías intentar bajar de peso

- John should get a haircut

John debería cortarse el pelo

- He shouldn't smoke. And he should stop drinking too.

El no debería fumar y él debería dejar de beber

- What should I wear?

¿Qué debería yo vestir?

- They should make that illegal

Ellos deberían hacer eso ilegal

- There should be a law against that

debería haber una ley contra eso

- People should worry more about global warming

la gente debería preocuparse más por el calentamiento global

EXERCISES

1. Read the poster about bullying and complete the sentences (1–8) with the words in the box.

A mobile phone - excludes you from - boys' clothes
your permission - rude to you - playing with dolls
social media - or physically violent

Pay Attention to These Signs!

Talk to your teachers or your parents when:

- ✓ Someone at school is **1rude to you** all the time or constantly insults you.
- ✓ Someone is aggressive towards you, **2phisically violent** or takes your things without **3your permission**
- ✓ Someone posts offensive things about you on **4.social media** or in chats.
- ✓ Someone says hurtful things to you because you behave differently to other people. For example, you're a girl but you like wearing **5boys clothes** or you're a boy and you like **6. playing with dolls**
- ✓ Someone is disrespectful to you because you don't have **7.a mobile phone** or computer.
- ✓ Someone deliberately **8.excludes you from** parties, meetings, sports matches, etc.

NOBODY SHOULD BE DISRESPECTFUL. DON'T LET ANYBODY PUT YOU DOWN.

REMEMBER THAT NO MATTER WHAT, YOU ARE IMPORTANT!


Campaign Against Bullying

2. Complete the categories (1–3) with examples from the poster in exercise 1.

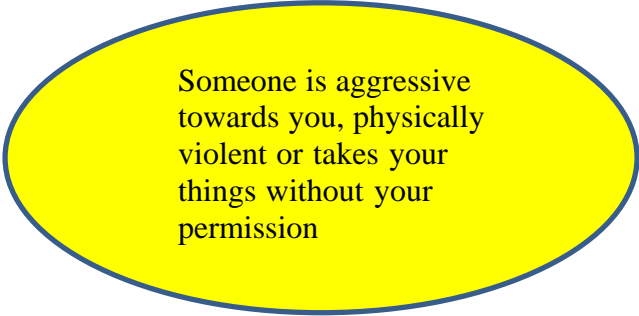
1. Verbal Bullying

When someone says
offensive things to you ...

2. Physical
Bullying



Someone at school
is rude to you_all
the time or
constantly insults
you.



Someone is aggressive
towards you, physically
violent or takes your
things without your
permission

3. Bullying because of prejudice: because you are different.

✓. Forexample,
you're a girl but
you like wearing
boys clothes or
you're a boy and
you like playing
with dolls

3. Read the text about bullying and decide what kind of bullying they are talking about

Boy: I'm a new student at school. My teachers are very nice to me, but some of my new classmates are horrible. One of them pushed me over in the playground and hit me in the face. It really hurt and I cried.

Girl 1: There's one boy in my class who is always really rude to me. He calls me names and insults me all the time. I try to ignore him, but it's very difficult.

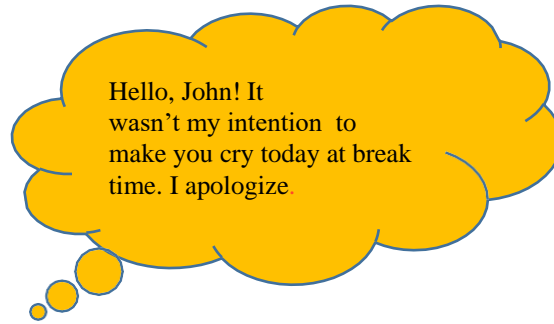
Girl 2: I don't like wearing dresses, so I'm a bit different to other girls in my class ... Nobody is verbally or physically aggressive towards me ... they just completely ignore me. They don't speak to me or look at me.

- A. verbal bullying / girl 1
- B. physical bullying / boy
- C. bullying because of prejudice / girl 2

4. Read the students apologizing and use them in a fictional situation

Hi, Diana! I'm sorry
for hiding your notebook.
Can you forgive me,
please?

Hi, Victor! I didn't
mean to make you fall over
in the playground.
I'm really sorry



5. Read the article about bullying and choose the correct options (1–2).

According to the article ...

1. There is more / less bullying in schools than before.
2. Cyberbullies use / don't use modern technology to bully people.

DAILY NEWS

WORLD-BUSINESS-FINANCE-LIFESTYLE-TRAVEL-SPORT-WEATHER

Bullying at Schools is on the Increase

Bullying is a problem that is on the increase in schools. In general, bullies are aggressive, physically and verbally abusive and offensive to their victims.

At school, they usually call defenseless students horrible, rude names, they take their things without permission, and leave offensive messages on their desks. But one particular area of bullying that is seriously out of control is cyberbullying. Bullies use social media and messaging apps to offend masses of students with one push of a button!

If you want to stop bullying, it's very important to stay calm and not respond with violence. Also, be careful about the information you share on social media, and don't do things you aren't comfortable with or don't agree with.

Read the article in exercise 1 again. Answer the questions.

1. What are the characteristics of a bully?
2. What recommendations does the article give about how to deal with bullying?

Read the advice about how to respond to bullying and complete the mind map with the recommendations

WHAT TO DO WHEN YOU ARE BULLIED?

There is no magic spell to stop someone bullying you. But if you are bullied, then you should always keep calm and not respond violently. It also helps if you can identify the type of bullying and act accordingly.

Social Bullying: If you are a victim of social bullying, you should look for new friends and new activities.

Doing exercise, for example, helps you to relax. Also remember, you have to tell an adult what is happening to you.

Cyberbullying: Give your parents your passwords for all your social media accounts. Don't post personal information, and be careful who you add or accept as contacts.

Physical Bullying: Stay away from the bully, and talk to your parents and teachers. Never respond with violence.

6. Write recommendations about what to do if you are a victim of bullying (1–6)



1. Social Bullying

- You should ...
 - I recommend ...
- R/: we should look for new friends
I recommend doing new activities

2. Cyberbullying

- People should ...
 - I recommend ...
- R/: I recommend not publishing information to others
People should be more careful with social networks

3. Physical Bullying

- They should ...
 - I recommend ...
- R/: they should tell the teachers and parents
I recommend that you do not remain silent

4. Verbal Bullying

R/: ignore people and stay away from them

5. Bullying because of Prejudice

R/: not paying attention because it is my way of dressing and being

6. Socio- Economic Bullying

R/: show people that it is not good to stick to material things

What did he learn

R/: I learned about bullying

That has been difficult for you

R/: The pronunciation

What do you need to learn

R/: Pay more attention to learn more

